

Highlights of Changes in 2.0.21.169

Reorganize Images for whole Accounting 2.0

In short, this is an enhancement that improves overall loading speed of AutoCount Accounting 2.0 and decrease the installer file size significantly.

Advanced Item columns at Stock Balance

Advanced Item columns – **Item Brand**, **Item Category** and **Item Class** had been added into Stock Balance. User can pull them out from column chooser into the grid if needed (Refer Figure 1). To access Stock Balance, browse on the **Menu → Stock → Stock Balance Report**.

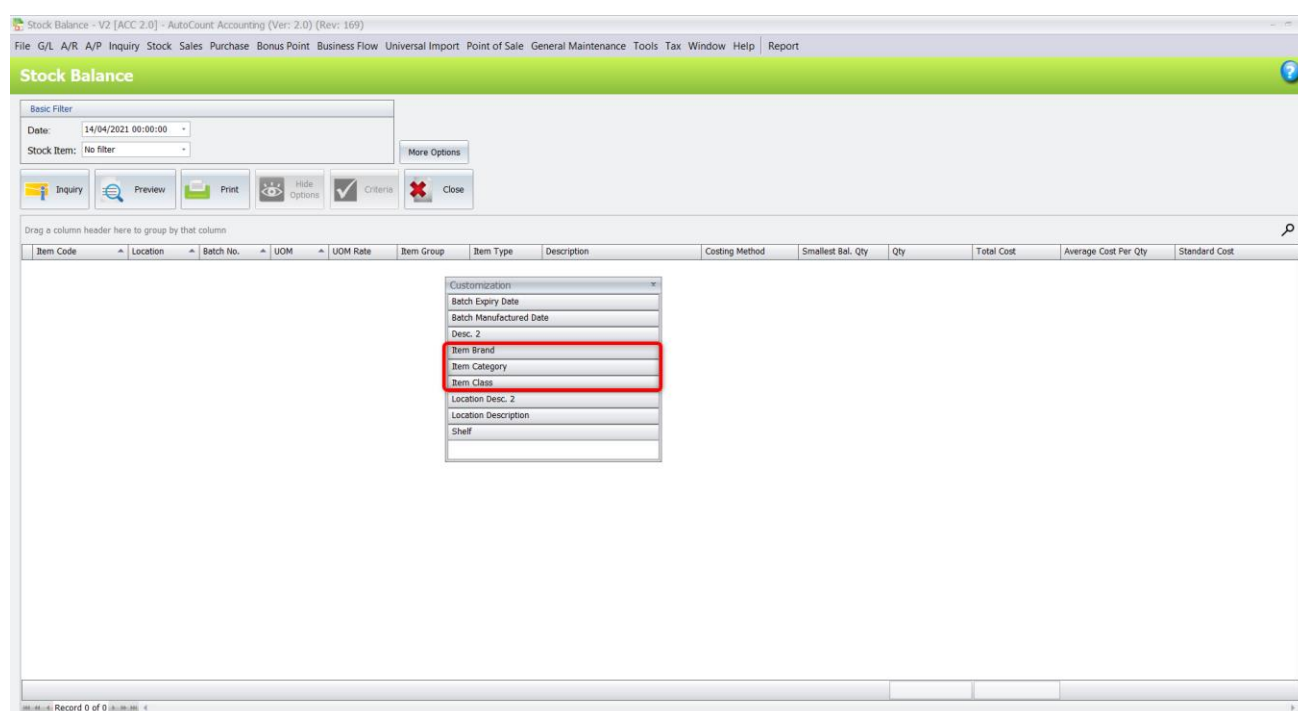


Figure 1

Device ID for License Control

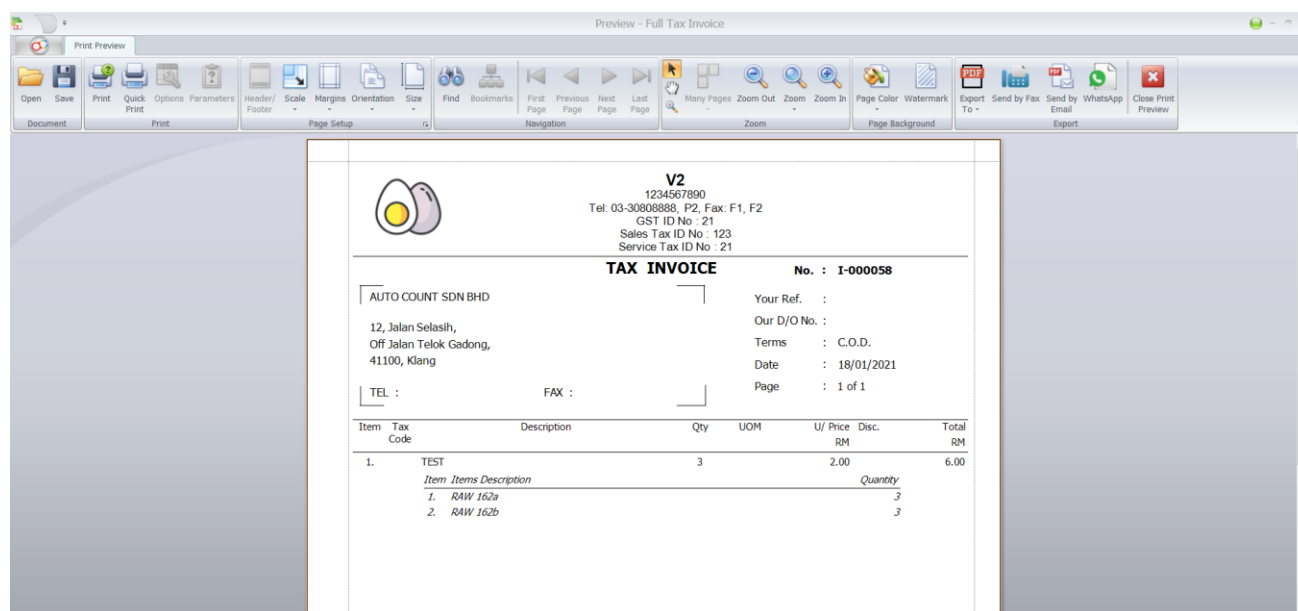
Working together with AutoCount Server Revision 127, AutoCount now detects Unique Device ID instead of Unique Hardware ID for license control. There are almost no differences to users for such change and no need to reactivate Product ID or Dongle License if upgrade from previous Accounting 2.0 version.

The benefit of such change is to improve its consistency and reduce some rare conflicting Hardware ID issues. Any change of hardware (except hard disk) will not affect this ID anymore and no reset is needed.

However, one thing to take note. Format PC now requires user to contact their respective dealers to assist in clearing Hardware ID and reactivate the Product ID.

Scripting in Ribbon Preview Form and Preview Form

User can now perform customization at the **Preview screen** as it now supports scripting. The mentioned form is the screen where user preview their reports (Refer Figure 2).



Item	Tax Code	Description	Qty	UOM	U/ Price RM	Disc.	Total RM
1.		TEST	3		2.00		6.00

Figure 2

Separate login screen for Accounting 1.X and 2.X into different DMF File

When first time running this version of AutoCount Accounting 2.0, it will automatically capture your 2.X databases and create another **new DMF file and store under C:\ProgramData\AutoCount\Accounting 2.** This action will separate the account books that user see when attempt to login from 1.X and 2.X. By running 2.X version, user will now only see databases for 2.X only and the same applies to 1.X.

This is to provide some separation of account books so to reduce accidental login and upgrade from 1.X to 2.X. However, users can still attach any account books into any DMF logins if require.

To upgrade 1.X account book to Accounting 2.0, please follow the following steps:

1. Run AutoCount Accounting 2.0
2. At the login screen, click on the **“Options”** wording (Refer Figure 3).



Figure 3

- Options will appear, click on **"Migrate from 1.x account book"** (Refer Figure 4).

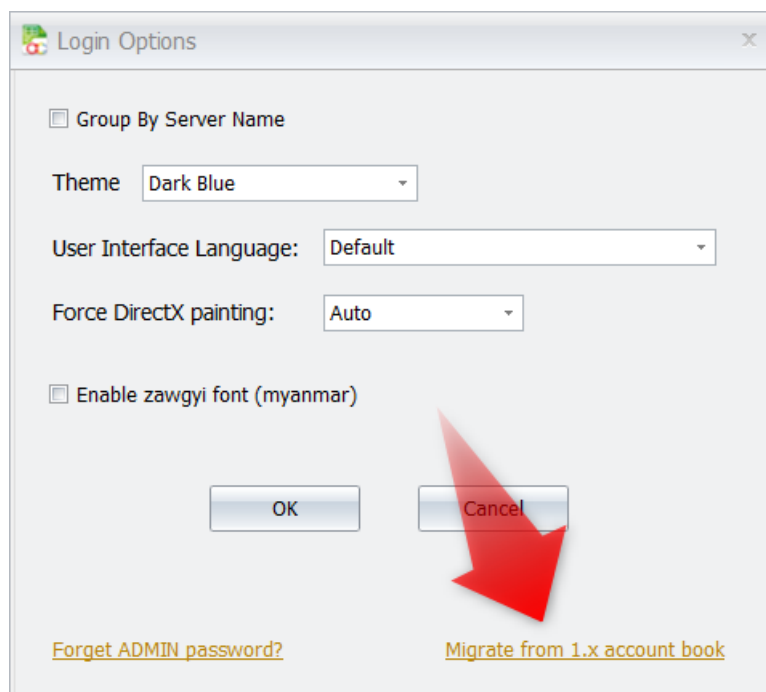


Figure 4

4. A dialog box will appear with your 1.X account books. Select the account book that wish to upgrade and click "OK" (Refer Figure 5).

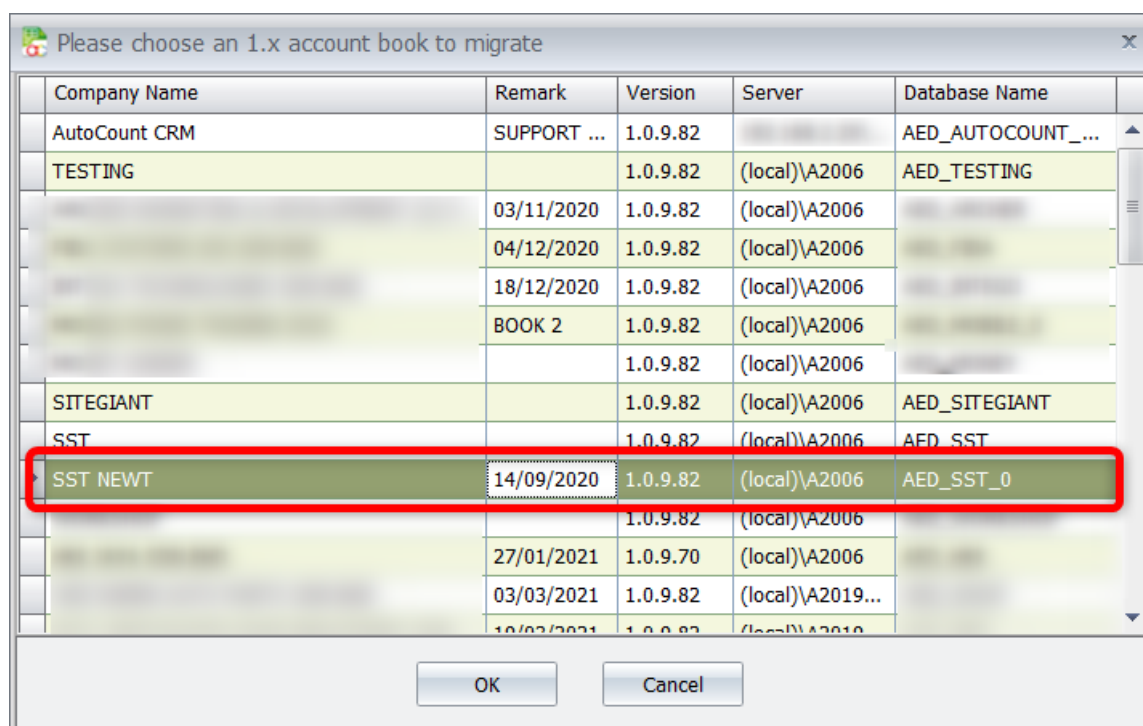


Figure 5

5. A message will appear to reconfirm the selection, click **"YES"** (Refer Figure 6).

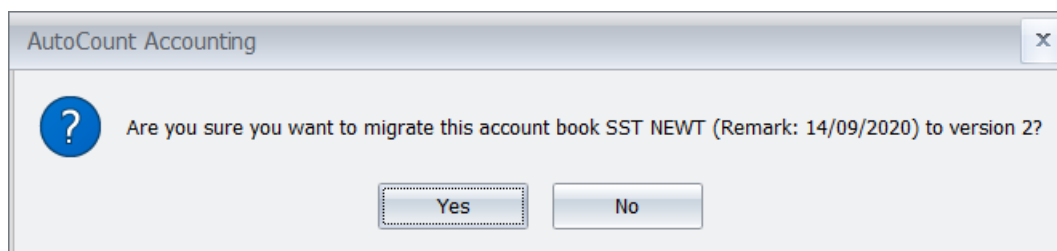


Figure 6

6. User can now see the account book is at the login screen of Accounting 2.0. Select this account book and login to perform upgrade (Refer Figure 7).



Figure 7

Express Plus Edition (and updates for Account Plus Edition)

A new edition is added at this version – Express Plus. This edition is mainly for users that require simple features on stock, billing and accounting.

Please refer to the following tables for what is included in Account Plus and Express Plus Edition (Table 1).

Module	Account Plus	Express Plus
Default Account Book	3	3
GL, AR, AP, Recurrence (GL)	✓	✓
Simple Sales	✓	✓
Simple Purchase	✓	✓
Simple Stock	-	✓
Project, Multi-Currency	✓	✓
SST	✓	✓

Table 1

Simple X Modules

The following table will list out the entries and reports available for Simple Sales, Simple Purchase and Simple Inventory (Table 2).

Module	Entries	Reports
Simple Sales	Quotation Delivery Order Invoice Cash Sale Credit Note	Monthly Sales Analysis Top / Bottom Sales Ranking Price History
Simple Purchase	Purchase Order Purchase Invoice	Monthly Purchase Analysis
Simple Stock	Goods Receive Note Purchase Return Stock Adjustment	Profit and Loss of Document Stock Balance Stock Card Stock Movement Item Profit Margin

Table 2

**For those that experience with our 1.9 Express series, these 2 editions are closely match with our Express Invoicing and Express Complete.*

Prepared by Jae Sen

Last Modified 15/04/2021